

This is a marketing communication.
Please refer to the prospectus/information document of the fund and to the KIID/KID (as applicable) before making any final investment decisions.
This product may only be distributed in or from Switzerland to qualified investors as defined pursuant to the Collective Investment Schemes Act (CISA) in connection with the Federal Act on Financial Services (FinSA).
For information purposes only, this presentation should not be used as a basis for investment decision.

Asset Management
October 31, 2023

CS Real Estate Fund International



Fund information

Real estate direct

2'713.48
Fund total net assets, CHF in millions

Share class TNA, CHF in millions 2'713.48	Market price 615.00	Management fee p.a. ¹ 0.60%
MTD (net) return -4.65% Bench. -4.33%	QTD (net) return -4.65% Bench. -4.33%	YTD (net) return -17.24% Bench. -4.30%

Fund details

Investment Manager	Marc Oliver Tschabold
Fund launch date	01.02.2005
Share class launch date	01.02.2005
Share class	A
Share class currency	CHF
Distribution policy	Distributing
Fund domicile	Switzerland
ISIN	CH0019685111
Benchmark	SXI Real Estate Funds Broad (TR)

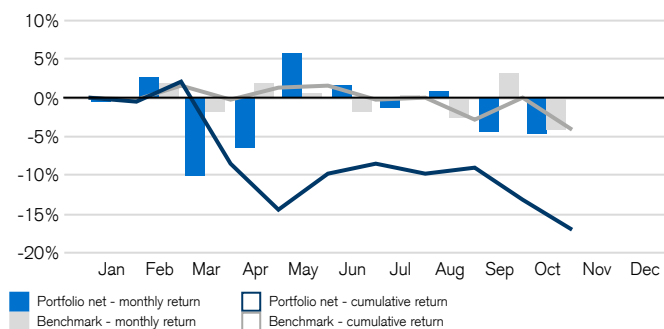
Investment Policy

The fund invests in good-quality commercial properties at attractive locations in Europe, Asia, North, Central and South America. The currencies are for the most part hedged, and the fund is traded over the counter. The Credit Suisse Real Estate Fund International is only open to qualified investors.

Investing involves risk including the risk of loss of capital. Past performance does not predict future returns. Neither simulated nor historical performance is a reliable indicator for current or future performance.

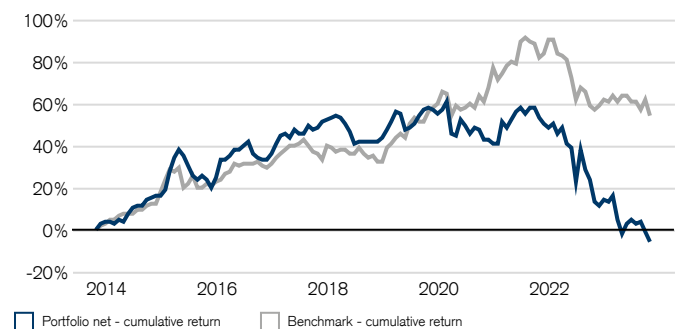
Performance overview - monthly & cumulative

since 01.01.2023



Performance overview - cumulative

since 01.11.2013



Performance overview - monthly & YTD

since 01.01.2023, in %

	Jan	Feb	Mar	Apr	May	Jun	Jul	Aug	Sep	Oct	Nov	Dec	YTD
Portfolio net	-0.64	2.58	-10.22	-6.62	5.51	1.49	-1.47	0.75	-4.44	-4.65			-17.24
Benchmark	-0.36	1.82	-1.85	1.67	0.35	-1.97	0.21	-2.62	2.91	-4.33			-4.30
Relative net	-0.28	0.76	-8.37	-8.29	5.16	3.46	-1.68	3.36	-7.36	-0.32			-12.94

Performance overview - yearly

since 01.01.2014, in %

	2014	2015	2016	2017	2018	2019	2020	2021	2022	2023
Portfolio net	11.35	7.96	9.02	11.44	-5.21	7.34	-8.85	5.34	-23.09	-17.24
Benchmark	14.98	4.17	6.84	6.59	-5.33	20.66	10.81	7.32	-15.17	-4.30
Relative net	-3.62	3.80	2.17	4.85	0.12	-13.32	-19.66	-1.97	-7.93	-12.94

¹ If the currency of a financial product and/or its costs is different from your reference currency, the return and cost may increase or decrease as a result of currency fluctuations.

The individuals mentioned above only conduct regulated activities in the jurisdiction(s) where they are properly licensed, where relevant.

ESG stands for environmental (E), social (S), and governance (G).

Please find the definition of all the acronyms/terms used in this document in the Glossary. Additional important information can be found at the end of the document.

Performance overview

in %

	Rolling Returns		Annualized Returns		
	1 months	3 months	1 year	3 years	5 years
Portfolio net	-4.65	-8.21	-16.71	-12.89	-7.76
Benchmark	-4.33	-4.12	-1.37	-1.33	2.80
Relative net	-0.32	-4.09	-15.33	-11.56	-10.56

Key figures per last financial statement

as of 30.06.2023

	Portfolio	Portfolio	
Return on invested capital (ROIC)	-3.41%	EBIT-margin	67.66%
Return on investment (ROI)	-5.39%	Total Expense Ratio (TERrefGAV)	0.95%
Total Expense Ratio (TERrefMV)	1.67%	Rent default rate	8.75%
Total fund assets (GAV)	3'886.00	Debt financing ratio	28.04%
Market capitalization (in mil.)	2'063.75	Return on equity (ROE)	-5.16%

Risk overview - ex post

in %

	Annualized risk, in %		
	1 year	3 years	5 years
Portfolio volatility	15.44	16.13	14.08
Benchmark volatility	7.55	9.99	9.50
Tracking error	16.14	15.20	13.21

Potential Risks

The Fund's risk and reward profile does not reflect the risk inherent in future circumstances that differ from what the Fund has experienced in the recent past. This includes the following events which are rare but can have a large impact.

- Operational risk: Deficient processes, technical failures or catastrophic events may cause losses.
- Sustainability risks: Sustainability risks are environmental, social or governance events or conditions that can have a material negative effect on the return, depending on the relevant sector, industry and company exposure.
- Liquidity risk: Swiss real estate funds can be redeemed on a yearly basis. The fund management company ensures regular over-the-counter trading of real estate fund units via Credit Suisse AG, Zurich. Credit Suisse AG, Zurich, is responsible for market making and prices are quoted on a daily basis. The rules and further information can be accessed at credit-suisse.com/ohs.

The product's investment objectives, risks, charges and expenses, as well as more complete information about the product, are provided in the prospectus (or relevant offering document), which should be read carefully before investing.

Investors may lose part or all of their invested amount.

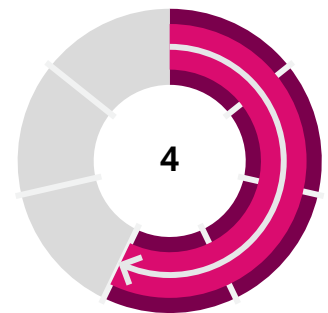
The Fund's use of leverage may lead to an amplified reaction to market movements, i.e. increase the volatility of the Fund and may amount to a more substantial loss than in unleveraged products.

The full offering documentation including complete information on risks may be obtained free of charge from a Credit Suisse client advisor, representative, or, where applicable, via Fundsearch (credit-suisse.com/fundsearch).

The investment promoted in this marketing material concerns the acquisition of units or shares in a fund and not of any underlying assets. The underlying assets are owned by the fund only.

Risk profile²

PRIIP SRI



Asset breakdown by property type

In % of total economic exposure

	Portfolio	Portfolio
Office	81.85%	
Retail	7.30%	
Parking	5.65%	
Hotels, cinemas, restaurants	2.45%	
Warehouses	2.05%	
Appartments	0.20%	
Others	0.45%	

Asset breakdown by region

In % of total economic exposure

	Portfolio	Portfolio
USA	20.55%	
Germany	14.97%	
Canada	13.71%	
United Kingdom	12.17%	
Poland	8.77%	
Japan	7.88%	
Australia	7.36%	
New Zealand	5.65%	
Others	4.74%	
Netherlands	4.20%	

Asset breakdown by currency

In % of total economic exposure

	Portfolio	Portfolio
CHF	95.28%	
USD	1.27%	
EUR	1.04%	
CAD	0.84%	
GBP	0.66%	
AUD	0.30%	
JPY	0.29%	
NZD	0.22%	
KRW	0.10%	
CLP	0.00%	

Fund Statistics - ex post

	3 years	5 years
	Portfolio	Portfolio
Information ratio	-0.76	-0.78
Maximum drawdown, in %	-40.31	-41.12

² The actual risk can vary significantly if you redeem at an early stage and you may get back less. The Summary Risk Indicator is a guide to the level of risk of this Product compared to other products. It shows how likely it is that the Product will lose money because of movements in the markets. Be aware of currency risk if your reference currency differs from the currency of the Product. You may receive payments in a different currency, so the final return you will get depends on the exchange rate between the two currencies. Investors shall note that the Product may be exposed to further risks such as operational, counterparty, political, sustainability and legal risks that are not included in the Summary Risk Indicator. This Product does not include any protection from future market performance so you could lose some or all of your investment.

Key identifiers

Instrument Name	Credit Suisse Real Estate Fund International A
ISIN	CH0019685111
Bloomberg ticker	CSREFIN SW
Valor no.	1968511
Benchmark	SXI Real Estate Funds Broad (TR)
Benchmark Bloomberg ticker	SWIIT

Key facts

Fund management company	Credit Suisse Funds AG
UCITS	No
Accounting year end	31. December
Securities lending	No
Ongoing charges ³	1.44%
Redemption notice period	yearly
Distribution frequency	annually
Last distribution	29.03.2023
Distribution value	35.00
Distribution currency	CHF
Cut-off time	12:00 CET
Market price	615.00
Premium / discount	-30.71%
Share class NAV	887.51

ESG Approach

This fund promotes environmental, social and governance (ESG) characteristics. It applies the CSAM Sustainable Investing Policy (www.credit-suisse.com/esg) to combine ESG factors with traditional financial analysis to make an ESG adjusted risk-return assessment, which serves as the basis for the portfolio construction. For further information about the ESG investment criteria and the sustainability-related aspects of the fund please consider the legal and regulatory documents of the fund (such as, e.g., the prospectus) and visit www.credit-suisse.com/esg. In addition to sustainability-related aspects, the decision to invest in the fund should take into account all objectives and characteristics of the fund as described in its prospectus, or in the information which is to be disclosed to investors in accordance with applicable regulations.

ESG overview

Source: GRESB (2023)



The fund participates in the Global Real Estate Sustainability Benchmark (GRESB) to evaluate the ESG performance in comparison with the fund's peer group and the real estate market.



Note: For further information about GRESB, please refer to the glossary.

GRESB ESG scoring per pillar

GRESB results by ESG breakdown. Maximum values are 62 for environmental score, 18 for social score and 20 for governance score. Source: GRESB (2023)

	Fund	Peer group	GRESB average	Max. score
Environmental Scores	49	48	41	62
Social scores	18	16	16	18
Governance scores	20	18	18	20

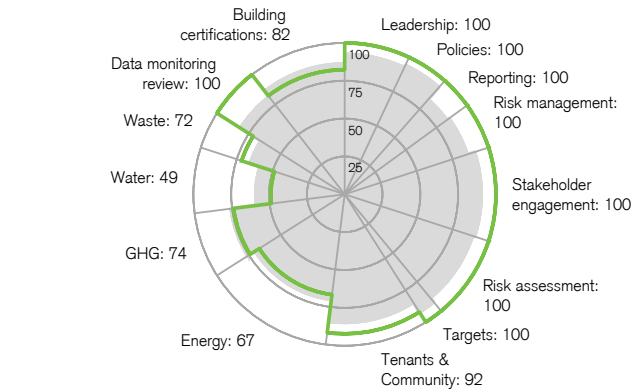
Note: For further information about GRESB, please refer to the glossary.

GRESB total ESG scoring

GRESB results by total score, from 0-100. Source: GRESB (2023)

	Score
Fund score	86
Peer group score	82
GRESB average score	75

GRESB rating categories



Fund (green line), Peer group (grey shading)

Portfolio GRESB results by rating categories, from 0-100 (green line and labels). Assessment against peer group average (grey shading). Source: GRESB (2023)

³ If the currency of a financial product and/or its costs is different from your reference currency, the return and cost may increase or decrease as a result of currency fluctuations.

Glossary

EBIT	Earnings Before Interest and Taxes
Greenhouse gas (GHG) emissions	Scope 1 emissions are generated by a company directly from owned or controlled sources such as the burning of fuels (stationary or mobile), industrial processes, etc. Scope 2 emissions are indirect emissions, primarily those associated with the electricity consumed by a company. Scope 3 emissions are all other indirect emissions associated with a company's operations, such as business travel, waste generated, and products both upstream (in the supply chain) and downstream (use of the products and end of life). Scope 3 emissions typically account for the largest proportion of a company's emissions.
GRESB	Global Real Estate Sustainability Benchmark - a benchmark to assess environmental, social, and governance criteria (ESG) for real estate funds and real estate companies. Chart: GRESB Stars demonstrate the ESG quality of the fund, as a maximum 5 stars are potentially achievable. Tables: A "peer group" score represents the average score of the peer group assigned GRESB. A "GRESB average" score represents the average score of all benchmark participants. Source: www.gresb.com
ESG aware	This product undertakes investments that explicitly assess and integrate the sustainability characteristics of companies in the investment process.
Ex post	Refers to metrics based on historical data
Information ratio	This statistic measures how much a fund's out-performance may be attributed to manager skill as oppose to market movement. A high Information Ratio infers more manager skill than a low value would suggest.
Maximum drawdown	Represents the worst possible result (in percentage terms) that occurred during the period being analyzed.
MTD	Month-to-date
NAV	Net Asset Value
Ongoing Charges	For a maximum of 12 months from fund fiscal year end and since inception, the ongoing charges figure is based on estimated expenses. After that, the ongoing charges correspond to the TER of the last annual report. It excludes performance fees and portfolio transaction costs, except in the case of an entry/exit charge paid by the fund when buying or selling shares/units in another collective investment undertaking.
QTD	Quarter-to-date
TNA	Total Net Assets
Tracking error	Measure of the deviation of the return of a fund compared to the return of a benchmark over a fixed period of time.
YTD	Year-to-date

Warning statements

Asset breakdown	Indicative allocation may change over time. All holdings are shown strictly for information purposes only and do not constitute investment recommendations of Credit Suisse. Please note that this does not constitute an offer or a solicitation to buy or sell any interest or any investment.
Performance start date	Performance calculation and presentation start with the first full month of an invested strategy. This can lead to a difference in launch and performance start dates.
PRIIP SRI	The Summary Risk Indicator is a guide to the level of risk of this Product compared to other products. It shows how likely it is that the Product will lose money because of movements in the markets.

ESG Notes

The figures contained in this section are not audited. Where ESG related information, statements and scorings are made in this document, CS may have, partially or entirely, relied on publicly available information, internally developed data and/or information obtained from other third-party sources which CS believes to be reliable. CS' ability to verify such ESG objectives may be limited by the reliability of the data available in respect of the underlying assets and the status of the regulations in relation to tracking and providing such data. CS has not independently verified any information obtained from these public and third-party sources and cannot make any representations or warranties as to its accuracy, completeness or reliability. It is possible that the data from ESG data providers may be incorrect, unavailable, or not fully updated. This is especially true where CS has limited access to data from external parties regarding the underlying elements of an investment, for example due to a lack of look-through data. Such data gaps could result in an incorrect assessment of a sustainability practice and/or related sustainability risks and opportunities. Investors shall not use the ESG data provided in this document for the sake of meeting their own regulatory disclosure or reporting requirements. CS cannot make any guarantee about the content or completeness of such ESG disclosures, which remain subject to change and cannot be relied upon. In particular, CS shall not be liable for any errors or omissions in connection with any ESG data herein, or for any direct, indirect, special, punitive, consequential or any other damages (including lost profits). In the absence of a standardized, industry-wide ESG classification system, CS has developed its own ESG framework (the "CS Sustainable Investment Framework"). Therefore, investors should note that the ESG classification of the fund reflects CS' opinion and is based on the CS Sustainable Investment Framework which classification may vary from the classification made by third parties. The fact that a fund follows the CS Sustainable Investment Framework does not necessarily mean that it meets the investors overall investment objectives, nor their sustainability preferences. Given that sustainability regulations and guidelines are still developing, CS may need to review certain ESG classifications/descriptions as industry practices change and as more regulatory guidance becomes available. The ESG-performance of a portfolio might also differ from its financial performance and CS cannot make any representation as to the correlation between financial and ESG performance. Sustainability-related practices also differ by region, industry and ESG issue and are continually evolving. Consequently, sustainability-related practices may change over time. Similarly, new local sustainability requirements may result in additional compliance costs, disclosure obligations or other restrictions on the fund. CS' view on the appropriate classification may also evolve over time, including in response to regulatory guidance or changes in industry approach to classification.



Want to learn more?

Visit: <https://credit-suisse.com/fundsearch>

Important information

Source: Credit Suisse, unless otherwise specified

This material constitutes marketing material of Credit Suisse AG and/or its affiliates (hereafter "CS").

This material does not constitute or form part of an offer or invitation to issue or sell, or of a solicitation of an offer to subscribe or buy, any securities or other financial instruments, or enter into any other financial transaction, nor does it constitute an inducement or incitement to participate in any product, offering or investment.

This marketing material is not a contractually binding document or an information document required by any legislative provision.

Nothing in this material constitutes investment research or investment advice and may not be relied upon. It is not tailored to your individual circumstances, or otherwise constitutes a personal recommendation, and is not sufficient to take an investment decision.

The information and views expressed herein are those of CS at the time of writing and are subject to change at any time without notice. They are derived from sources believed to be reliable.

CS provides no guarantee with regard to the content and completeness of the information and where legally possible does not accept any liability for losses that might arise from making use of the information. If nothing is indicated to the contrary, all figures are unaudited. The information provided herein is for the exclusive use of the recipient.

The information provided in this material may change after the date of this material without notice and CS has no obligation to update the information.

This material may contain information that is licensed and/or protected under intellectual property rights of the licensors and property right holders. Nothing in this material shall be construed to impose any liability on the licensors or property right holders. Unauthorised copying of the information of the licensors or property right holders is strictly prohibited.

The full offering documentation including, the prospectus or offering memorandum, the Key Investor Information Document (KIID), the Key Information Document (KID), the fund rules, as well as the annual and bi-annual reports ("Full offering documentation"), as the case may be, may be obtained free of charge in one of the languages listed below from the legal entity/entities indicated below and where available via FundSearch (credit-suisse.com/fundsearch).

Information on your local distributors, representatives, information agent, paying agent, if any, and your local contacts in respect of the investment product(s) can be found below.

The only legally binding terms of any investment product described in this material, including risk considerations, objectives, charges and expenses are set forth in the prospectus, offering memorandum, subscription documents, fund contract and/or any other fund governing documents.

For a full description of the features of the products mentioned in this material as well as a full description of the opportunities, risks, and costs associated with the respective products, please refer to the relevant underlying securities prospectuses, sales prospectuses, or other additional product documents, which we will be pleased to provide to you at any time upon request.

The investment promoted in this marketing material concerns the acquisition of units or shares in a fund and not of any underlying assets. The underlying assets are owned by the fund only.

This material may not be forwarded or distributed to any other person and may not be reproduced. Any forwarding, distribution or reproduction is unauthorized and may result in a violation of the U.S. Securities Act of 1933, as amended (the "Securities Act"). The securities referred to herein have not been, and will not be, registered under the Securities Act, or the securities laws of any states of the United States and, subject to certain exceptions, the securities may not be offered, pledged, sold or otherwise transferred within the United States or to, or for the benefit or account of, U.S. persons.

DIFC: This presentation can only be offered to Professional Clients or Market Counterparties. This material is personal to each offeree and may only be used by those persons to whom it has been handed out.

In addition, there may be conflicts of interest with regard to the investment.

In connection with the provision of services, Credit Suisse AG and/or its affiliates may pay third parties or receive from third parties, as part of their fee or otherwise, a one-time or recurring fee (e.g., issuing commissions, placement commissions or trailer fees).

Prospective investors should independently and carefully assess (with their tax, legal and financial advisers) the specific risks described in available materials, and applicable legal, regulatory, credit, tax and accounting consequences prior to making any investment decision.

The alternative investment fund manager or the (UCITS) management company, as applicable, may decide to terminate local arrangements for the marketing of the shares/units of a fund, including terminating registrations or notifications with the local supervisory authority.

A summary of investor rights for investing into European Economic Area domiciled investment funds managed or sponsored by Credit Suisse Asset Management can be obtained in English via www.credit-suisse.com/am/regulatory-information, local laws relating to investor rights may apply.

Switzerland

Representative for Lux funds and Management Company (Fondsleitung) for Swiss funds: Credit Suisse Funds AG*, Uetlibergstrasse 231, CH-8070 Zurich

Paying Agent (for Luxembourg funds), custodian (for Swiss funds) and Distributor - if this material is distributed by: Credit Suisse (Schweiz) AG, Paradeplatz 8, CH-8001 Zurich

Supervisor (Entity of Registration): Swiss Financial Market Supervisory Authority (FINMA)

Distributor - if this material is distributed by: Credit Suisse AG, Paradeplatz 8, CH-8001 Zurich

Distributor - if this material is distributed by: Credit Suisse Asset Management (Switzerland) Ltd., Kalandergrasse 4, CH-8045 Zurich

* Legal entity, from which the full offering documentation, the key investor information document (KIID), the fund rules, as well as the annual and bi-annual reports, if any, may be obtained free of charge.

Language versions available: English, German, French or Italian

Copyright © 2023 CREDIT SUISSE. All rights reserved.